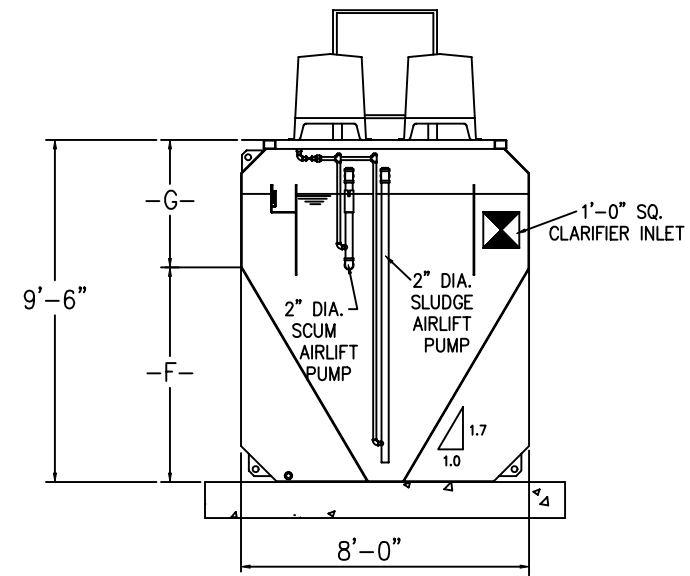
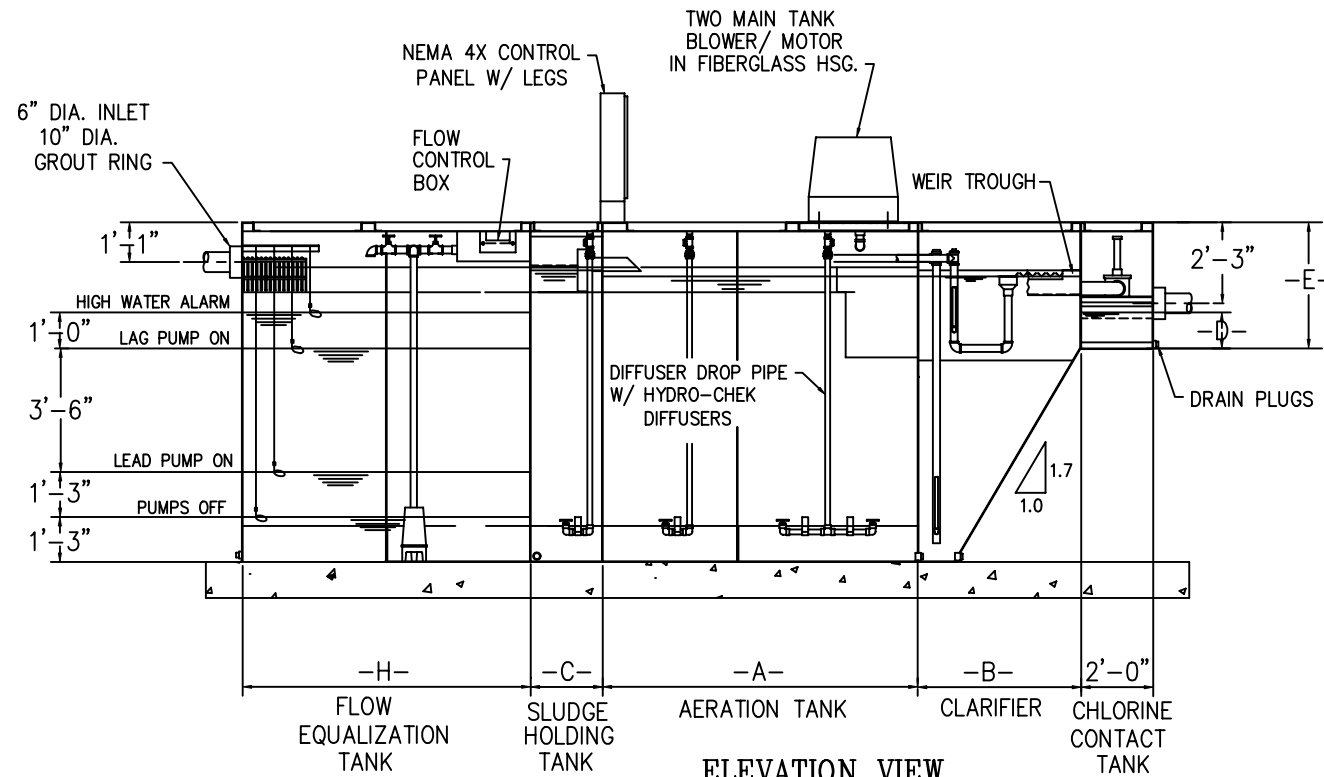


PLAN VIEW

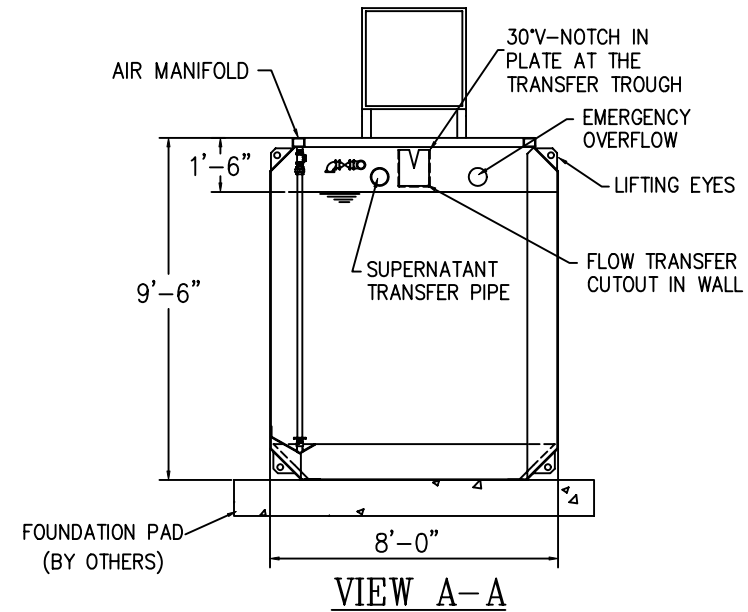


VIEW B-B



ELEVATION VIEW

W/O SIDE WALL



VIEW A-A

PLANT MODEL NUMBER	DESIGN FLOW GPD	AERATION TANK VOLUME	CLARIFIER TANK VOLUME	SLUDGE TANK VOLUME	CHLORINE CONTACT TANK-VOL.	FLOW EQ. TANK VOLUME	MAIN AIR BLOWER	
							HP	CFM

NOTES:

- 1.) ALL EXTERNAL PIPING TO THE TANK IS TO BE SUPPLIED AND INSTALLED BY THE INSTALLATION CONTRACTOR.
- 2.) FOUNDATION PAD MATERIALS AND DESIGN IS DETERMINED BY THE PROJECT ENGINEER AFTER SOIL ANALYSIS IS COMPLETED
- 3.) MATERIALS FOR ANCHORING OF TANK TO THE FOUNDATION PAD IS TO BE SUPPLIED BY OTHERS
- 4.) INCOMING ELECTRICAL POWER AND CONNECTION TO THE CONTROL PANEL IS BY THE ELECTRICAL CONTRACTOR.

OPTIONAL EQUIPMENT/ MATERIALS/ TANKAGE

FULL TANK GRATING	SCH.40 STL. DROP PIPES	GRINDER PUMPS	NEMA 4X PANEL
BAR TYPE GRATING	GALVANIZED PIPING	PUMP GUIDE RAILS	REMOTE MOUNTED BLOWERS & CONTROLS
HANDRAILS/ TOEPLATES	STN. STL. DIFFUSERS	EPOXY PAINT SYSTEM	DOSING TANK
LADDERS/ STAIRWAYS	FROTH SPRAY SYSTEM	DE-CHLORINATION	TERTIARY FILTERS
ANCHOR BRK'TS	COMMUNITER	GAS CHLORINATION	
MAGNESIUM ANODES	POST AERATION	U V DISINFECTION	

**PCS** Pollution Control Systems, Inc.  
 5827 Happy Hollow Ln, Suite 1B  
 Milford, Ohio 45150  
 (513) 831-1165  
 E-mail: PolConSys@aol.com

PREFABRICATED PACKAGE WASTEWATER PLANT

THIS DRAWING CONTAINS INFORMATION THAT IS PROPRIETARY TO POLLUTION CONTROL SYSTEMS AND IS NOT TO BE USED WITHOUT WRITTEN PERMISSION OF POLLUTION CONTROL SYSTEMS INC.

SCALE:	PROJECT NO.	DRAWING NO.	
NTS		SHEET	
DRAWN BY: JJM	DATE: 4/3/98	1 OF 1	P03-ESC
CHECKED BY: JJM	DATE: 4/6/98		

REV.	DATE	DESCRIPTION	APPROV.